

Basic Internet Applications

- An application is anything useful that runs over a transport protocol, or even over raw IP
- We've already seen some: DNS and DHCP for example. Routing protocols also run over UDP or TCP
- Other basic apps include
 - Telnet and SSH
 - FTP
 - SMTP
 - SNMP

1

Types of Application

- The Internet is intrinsically a peer-to-peer network
 - peer = "one that is of equal standing with another"
 - anybody can send packets to anybody
- Applications are often classified as client/server or peer-to-peer (p2p)
 - client/server: a client program starts by asking the server to respond; client and server have different roles
 - p2p: each system starts by discovering the others. Systems may act as clients and servers for each other
 - Even a p2p application probably needs some designated servers (e.g. Skype login server)
 - Some applications are hard to classify (think about this when we discuss SMTP)

2

Telnet

- **Insecure** line-mode interaction over the network (remote login)
 - sends what you type, over TCP
 - returns what the other end responds with
 - more or less transparent transmission of ASCII characters
 - login password travels in the clear, hence highly discouraged unless you want your password made public
 - Telnet server listens on TCP port 23₁₀

3

Secure Shell (a.k.a. SSH)

- Secure line-mode interaction
 - Can also be used for secure file transfer
 - SSH server listens on TCP port 22₁₀
 - Remote user is authenticated using public key cryptography
 - Server and client software establish an encrypted channel
 - Interaction (or file transfer) uses that channel

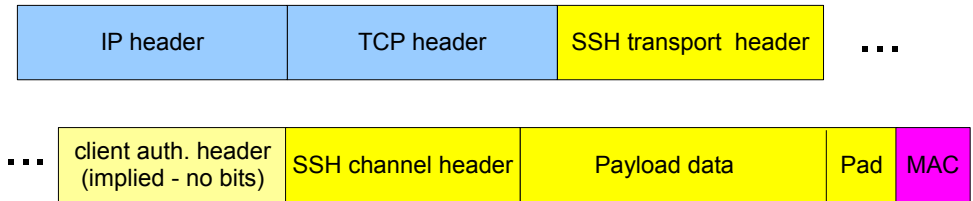
4

SSH Architecture

- Three main components:
 - SSH Transport Layer Protocol
 - Runs over TCP
 - Provides **server authentication**, data confidentiality (encryption), and data integrity
 - User Authentication
 - Runs over SSH Transport Layer
 - Authenticates the client-side user to the server
 - Connection Protocol
 - Runs over an encrypted, authenticated SSH transport connection
 - Multiplexes the connection into several logical channels

5

Notional Message Structure



- **Blue** - unprotected
- **Yellow** - authenticated and encrypted
- **Magenta** - message authentication code
- Notional view, because
 - SSH messages may be streamed across multiple TCP segments
 - Payloads for several channels may come in sequence
 - SSH headers are rather simple (and there is no auth. header)

6

SSH Messages

- All start with a code byte, e.g. a channel header + data is simply:

```
byte      SSH_MSG_CHANNEL_DATA
uint32    recipient channel
string    data
```

where **string** is a **uint32** containing the number of data bytes, followed by the data

(**SSH_MSG_CHANNEL_DATA** has value 94₁₀. Many SSH message types are defined, each with a name and a corresponding numeric value)

7

Transport Establishment

- Two or three round trips, exchanging SSH messages of various types
- Version number exchange
 - version needs to be 2.0 today
- Key exchange
 - negotiate use of strongest mutually acceptable encryption algorithm
 - negotiate choice of Message Authentication Code (MAC) algorithm
 - server authenticates itself via shared secret **or** certificate
- Compression negotiation
 - built into key exchange dialogue
 - optional

8

User Authentication

- Transport negotiation creates a safe connection
 - Server is authenticated but client is unknown
 - Next step is to authenticate the client (user)
- Client sends SSH messages like

```
byte      SSH_MSG_USERAUTH_REQUEST
string    user name in ISO-10646 UTF-8 encoding
string    service name in US-ASCII
string    method name in US-ASCII
....     method specific fields
```
- After iteration to find a method that the server accepts, server will finally reply

```
byte      SSH_MSG_USERAUTH_SUCCESS
```
- The user is now authenticated on the safe connection
 - Hence, no authentication headers needed in following messages

9

SSH Cryptography and Authentication

- SSH can support many encryption algorithms
 - Must include 3DES-CBC
 - Should support AES128-CBC
- SSH can support many message integrity (MAC) algorithms
 - Must include HMAC-SHA1
- Client authentication methods include
 - Public key (client uses private key to sign authentication request)
 - Password (client sends text password, within SSH encryption)

10

SSH Channel Establishment

- Transport negotiation followed by user authentication creates a fully trustworthy connection
 - Final step before sending data is to open individual channels over that connection
 - The most common case is a remote login (shell) channel
 - Other options include X11, TCP/IP port forwarding, and secure FTP
- Opening a channel needs an SSH message such as

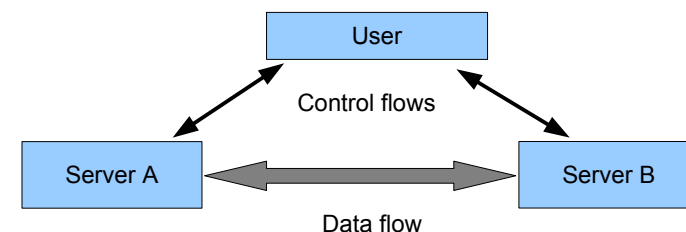
```
byte      SSH_MSG_CHANNEL_OPEN
string    "session"
uint32    sender channel
uint32    initial window size
uint32    maximum packet size
```

 - SSH channels run a simple window mechanism to avoid buffer overflows (but rely on TCP for flow control & retransmission)

11

FTP: File Transfer Protocol

- Same generation as Telnet, i.e. insecure (passwords in the clear, no crypto, etc.)
- FTP client (user) and server exchange control messages and data over separate TCP connections
 - Commands and replies are sent in ASCII text using Telnet format
 - FTP server listens on TCP ports 21 (control) and 20 (data)
- FTP user can request file transfer between two other systems



12

Important FTP commands

- USER - username for login
- PASS - password for login (unprotected)
- CWD - cd
- QUIT
- PORT - change host address and port number for incoming data from its default value
- PASV ("passive") - tell server to wait for data connection (instead of initiating it)
 - PORT and PASV can combine to start "triangle" transfer
- TYPE - Binary, ASCII, etc. (ASCII is 7-bit characters!)
- RETR pathname ("retrieve") - open and send a file
- STORE pathname - receive and store a file

13

Secure File Transfer

- Standard FTP is unprotected
- SCP is an old solution (remote copy over SSH)
- SFTP is sometimes
 - Simple File Transfer Protocol (obsolete, insecure)
 - SSH File Transfer Protocol (available with SSH, but not formally standardised, and not FTP over SSH)
- There is of course a way of securing FTP with TLS (RFC 4217)

14

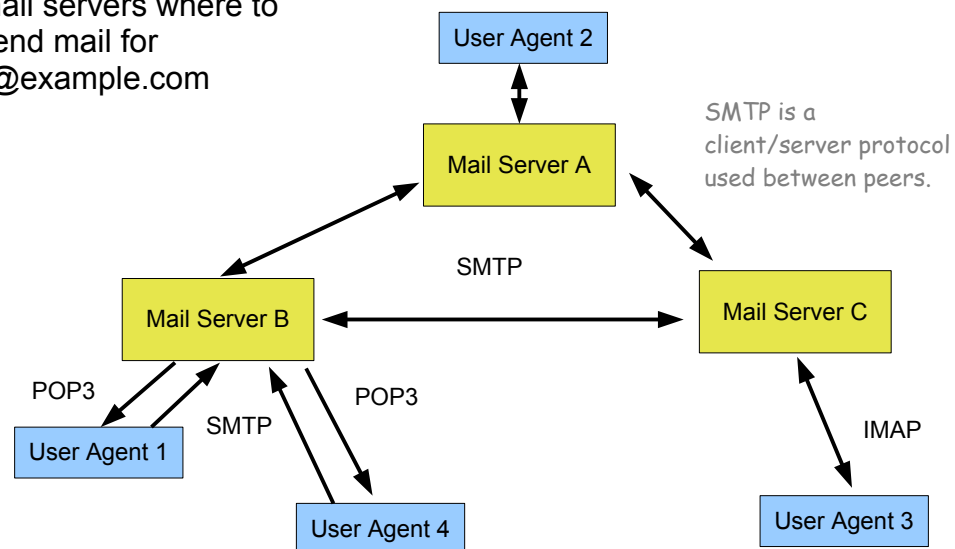
SMTP: Simple Mail Transfer Protocol

- Simple? Not really
 - 76 pages in the RFC, plus another 51 pages for mail message format
- Another TCP application (port 25)
- Used for one mail server to forward mails to another, and for user agents to submit mail to their own server
 - Not used for mail delivery to user agents
- SMTP transports a mail object
 - A mail object contains an envelope and content
 - The content is what you can see with 'view message source' in most mail agents
 - The envelope is formed by a series of SMTP commands expressed in 7-bit ASCII

15

Mail overview

MX (mail exchange) records in the DNS tell mail servers where to send mail for *@example.com



16

SMTP commands (simplified)

- EHLO - opening command from client side
 - SMTP servers take client role when sending
 - HELO - obsolete version of EHLO
- MAIL FROM: <reverse-path>
 - <reverse-path> is the source mail address, to be used for returning errors - not for normal replies
- RCPT TO: <user@example.com>
 - destination mail address
 - multiple recipients = multiple RCPT commands
- DATA
 - Start of message body
 - Originally 7 bit ASCII based; now "8 bit clear" is negotiable
 - End of body is <CRLF>.<CRLF>

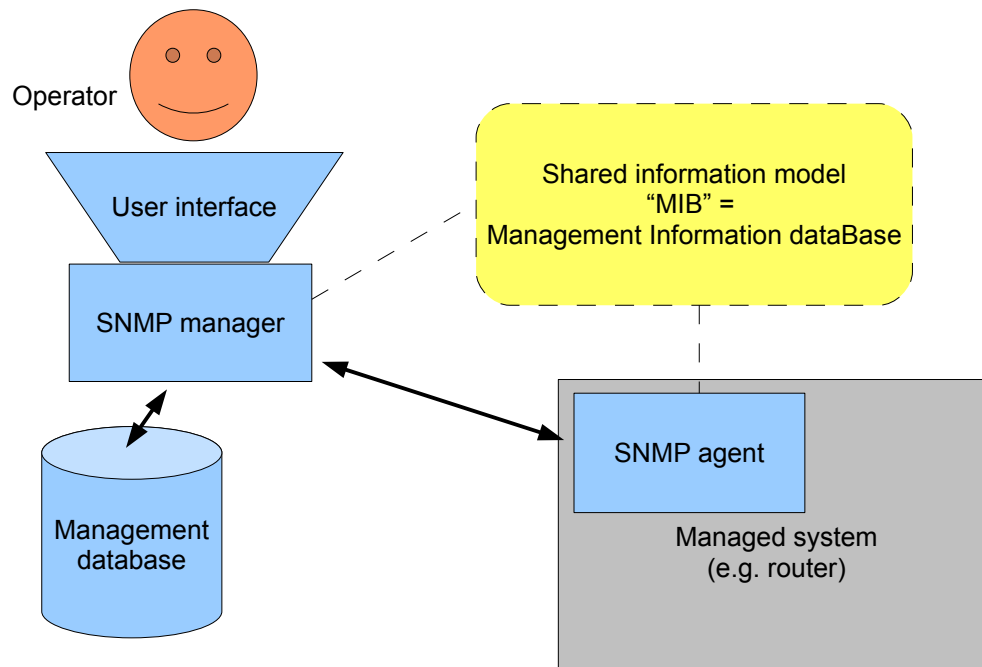
17

SNMP: Simple Network Management Protocol

- Large networks don't run themselves - they need constant monitoring, and frequent configuration updates
- SNMP is one way this can be achieved from a central point
- SNMP features:
 - Real time status monitoring
 - Alerts when something goes wrong
 - SET commands for configuration(However, routers etc. are usually configured using a command line interface, typically over SSH)

18

SNMP Model



MIBs and SMI

- A MIB module describes in machine-readable form the information model for managing a particular device or protocol
 - MIBs are written in a format called SMI (Structure of Management Information) using ASN.1 syntax
 - ASN.1 (Abstract Syntax Notation 1) was part of OSI
 - A MIB module must be syntactically correct, just like a program, so that manager and agent can parse it
 - Manager and agent must use exactly the same MIB
 - The agent contains code to map MIB objects to and from real-world objects
 - The semantics of MIB objects is often expressed as a comment; that's where code has to be written

20

```

IP-MIB DEFINITIONS ::= BEGIN
IMPORTS
    MODULE-IDENTITY, OBJECT-TYPE,
    Integer32, Counter32, IpAddress,
    mib-2, Unsigned32, Counter64,
    zeroDotZero FROM SNMPv2-SMI
...
ipSystemStatsInAddrErrors OBJECT-TYPE
    SYNTAX      Counter32
    MAX-ACCESS  read-only
    STATUS      current
    DESCRIPTION
        "The number of input IP datagrams
        discarded because the IP address in their IP
        header's destination field was not a valid address
        to be received at this entity."
 ::= { ipSystemStatsEntry 9 }

```

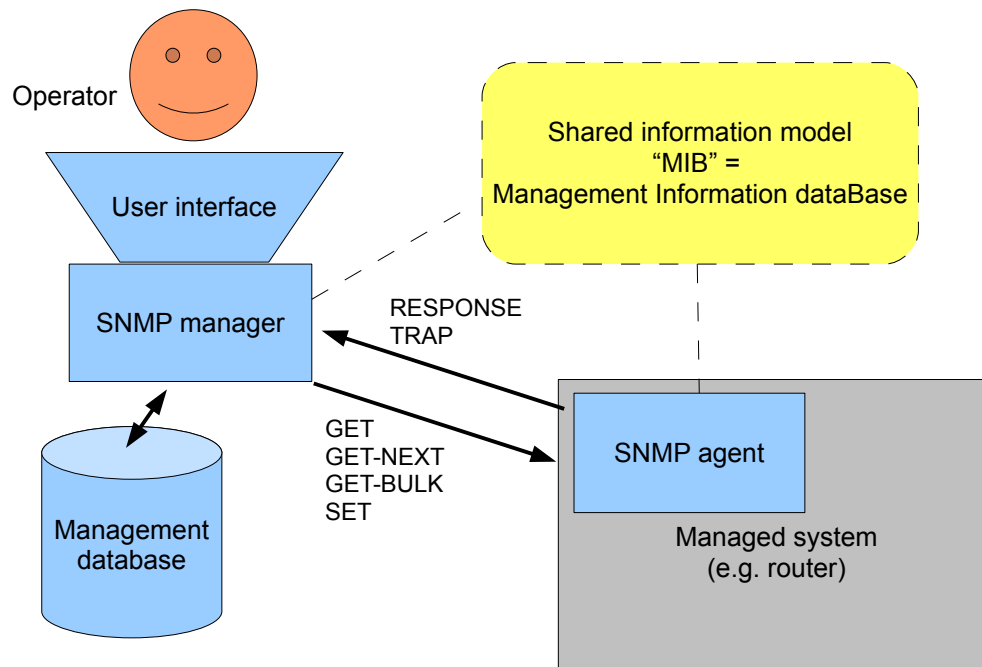
21

SNMP messages

- Normally runs over UDP
 - short messages
 - must do no harm if lost or repeated, e.g. *set value=4* is OK, *increment value* is unsafe
- Message types (simplified)
 - GET
 - GET-NEXT
 - GET-BULK
 } (ask for object value(s))
 - RESPONSE (reply to a GET)
 - SET (set an object value)
 - TRAP (alert message from agent)
- Messages include object names and data values as appropriate (according to MIB syntax, mapped in a defined way into binary)

22

SNMP Message Flow



References

- Shay 11.5
- SSH - RFC 4251, 4252, 4253, 4254, 4256, 4250
- FTP - RFC 959 (and updates)
- SMTP - RFC 2821
 - RFC 2822 for message formats
- SNMP - RFC 3410 (SNMPv3 intro), RFC 3416 (protocol)
 - RFC 2578 (SMiv2)

24