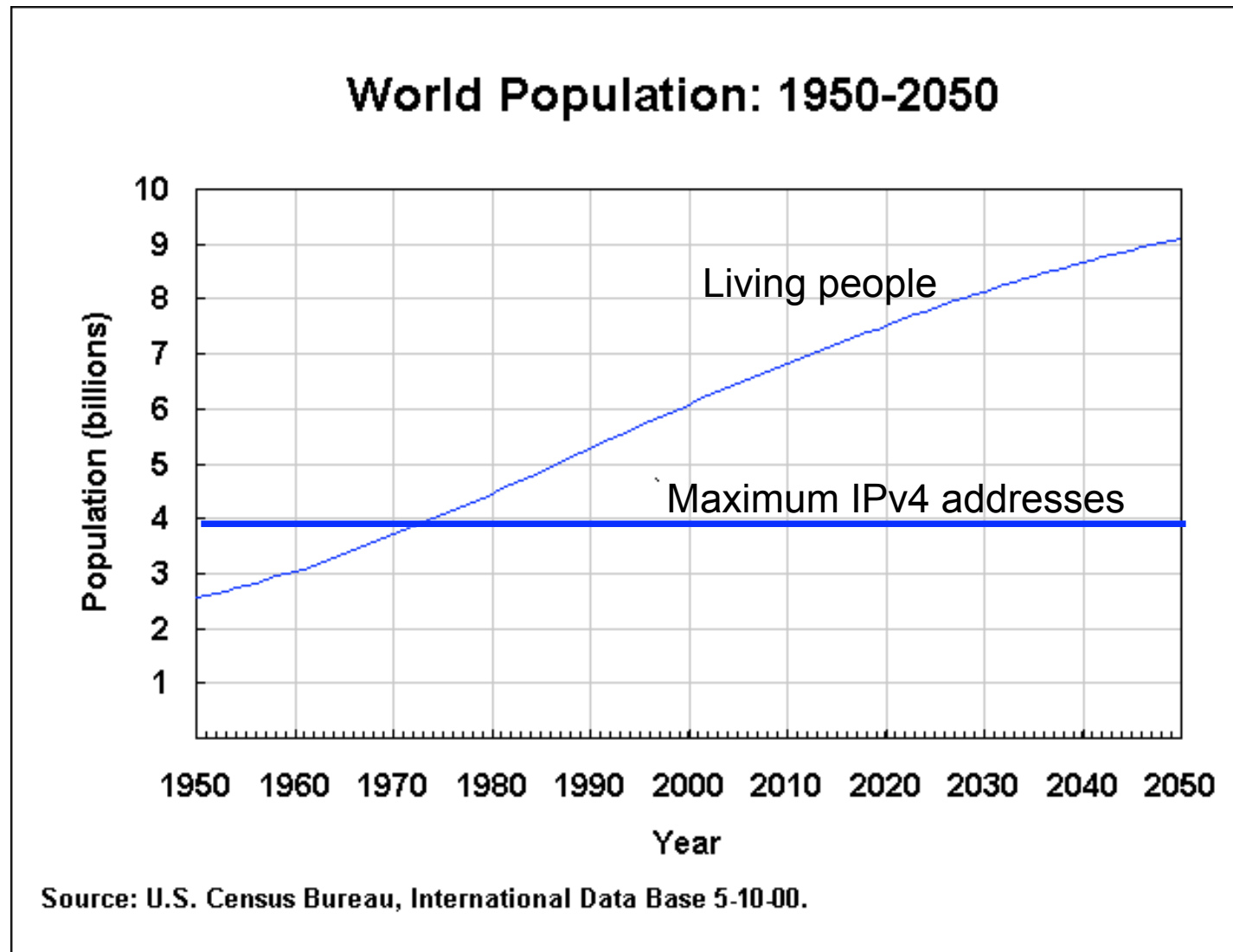


IPv6: Internet Protocol version 6

- Why?
- Addressing
- Packet format
- Fragmentation
- Coexistence
- Control messages (ICMPv6)
- Getting an address (DHCPv6, Autoconfig.)
- Finding neighbours (ND)
- Naming things (DNS)

Why we need IPv6



Obviously, having fewer addresses than people is silly

IPv6 in a nutshell

- New version of IP with bigger addresses
- Designed starting in 1994
 - operational experimentally in 1997
- Major deployments starting now
 - US Federal Government requirement in 2008
- Connectionless datagram approach doesn't change
- Will co-exist with IPv4 for many years

IPv6 Address Format

- In the abstract, it's just a 128 bit binary number
- Conventionally written in “colon-separated hexadecimal:”

2610:00a0:c779:000b:0000:0000:d1ad:35b4

abbreviated as

2610:a0:c779:b::d1ad:35b4

- Obviously, the routing system has to treat it separately from IPv4

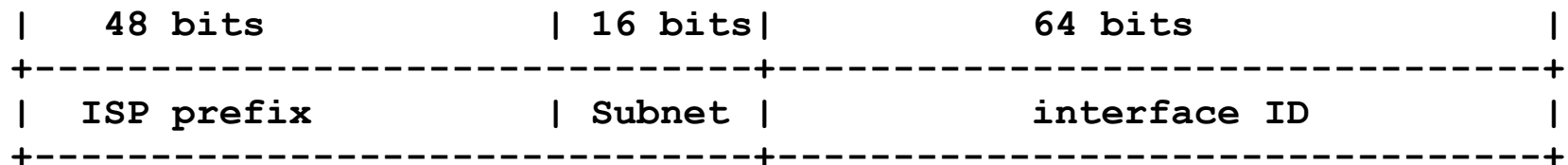
Location versus Identity



- *In many cases the boundary is at /64*



- *An ISP might allocate a /48 prefix to a site*



Special types of IPv6 address (1)

- IPv6 also supports *multicast* addressing and routing
 - Multicast IPv6 addresses are under prefix FF00::/8

[illegible]

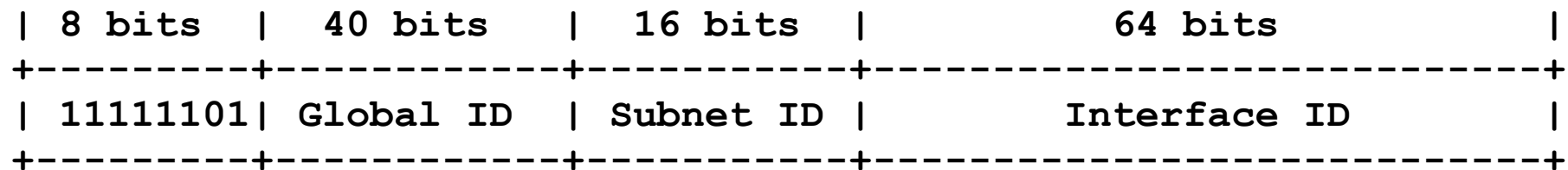
- There is no *broadcast* address in IPv6
- *anycast* is a special use of unicast, as in IPv4

Special types of IPv6 address (2)

- `::/128` (all zeros) means “unspecified”
- `::1/128` is the loopback address (send a packet to yourself)
- `FE80::/10` (1111111010xxx...) is “link local” space for isolated networks

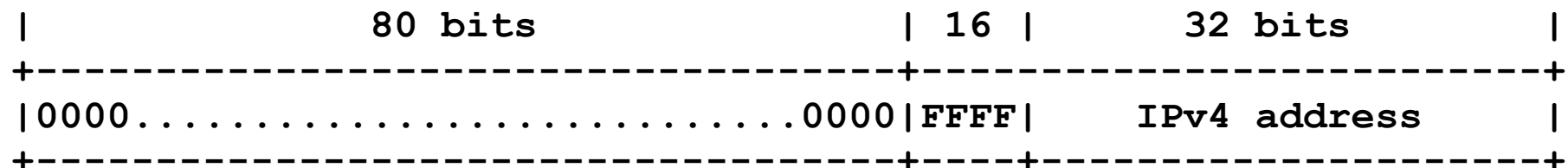
Special types of IPv6 address (3)

- ULAs (Unique Local Addresses) are reserved for private use within a site, under prefix FD00::/7



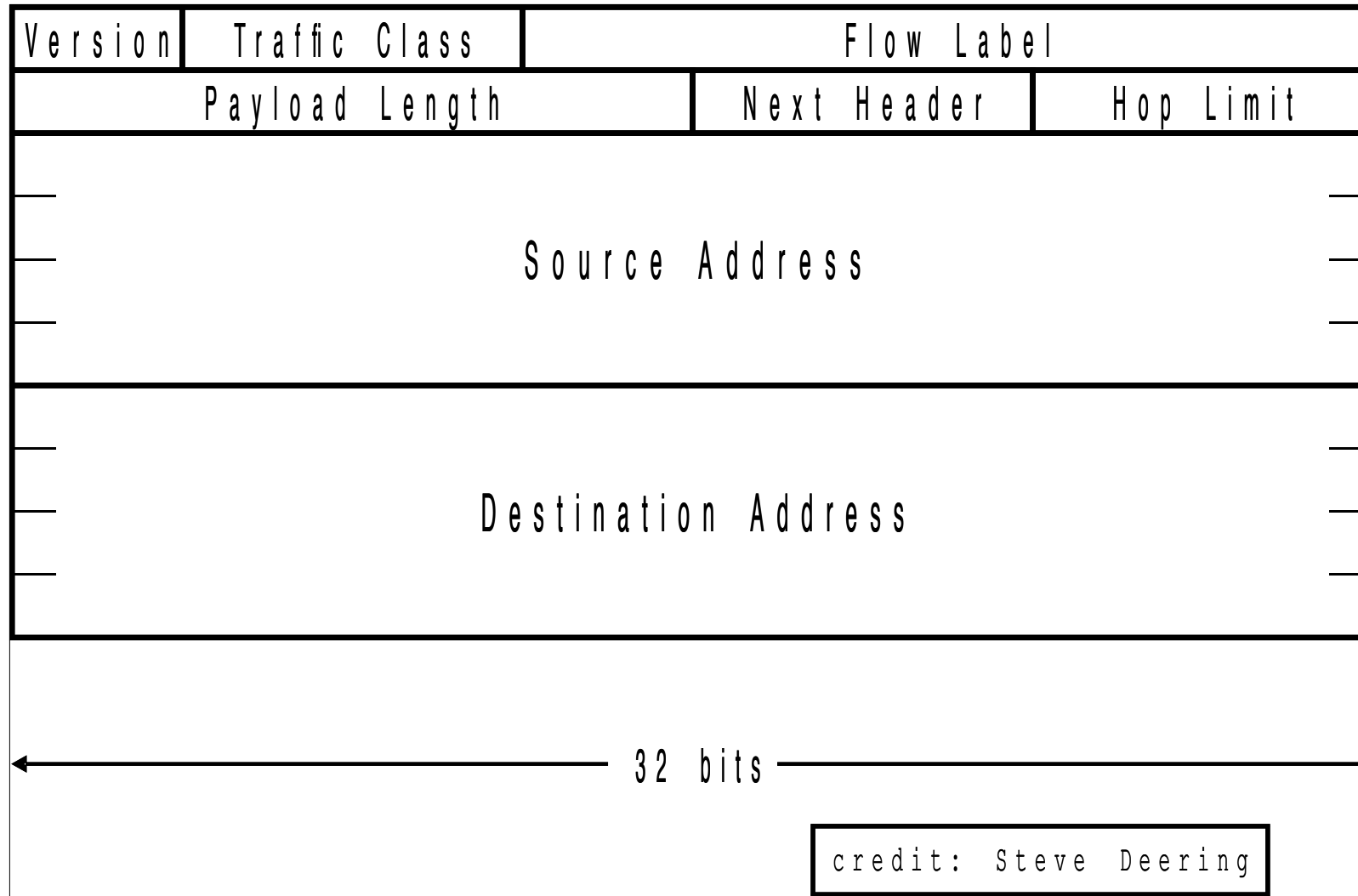
- Global ID is a unique pseudo-random value
 - ULAs are therefore unique, unlike IPv4 private addresses; can be safely routed locally

- IPv4 addresses mapped in IPv6 format:

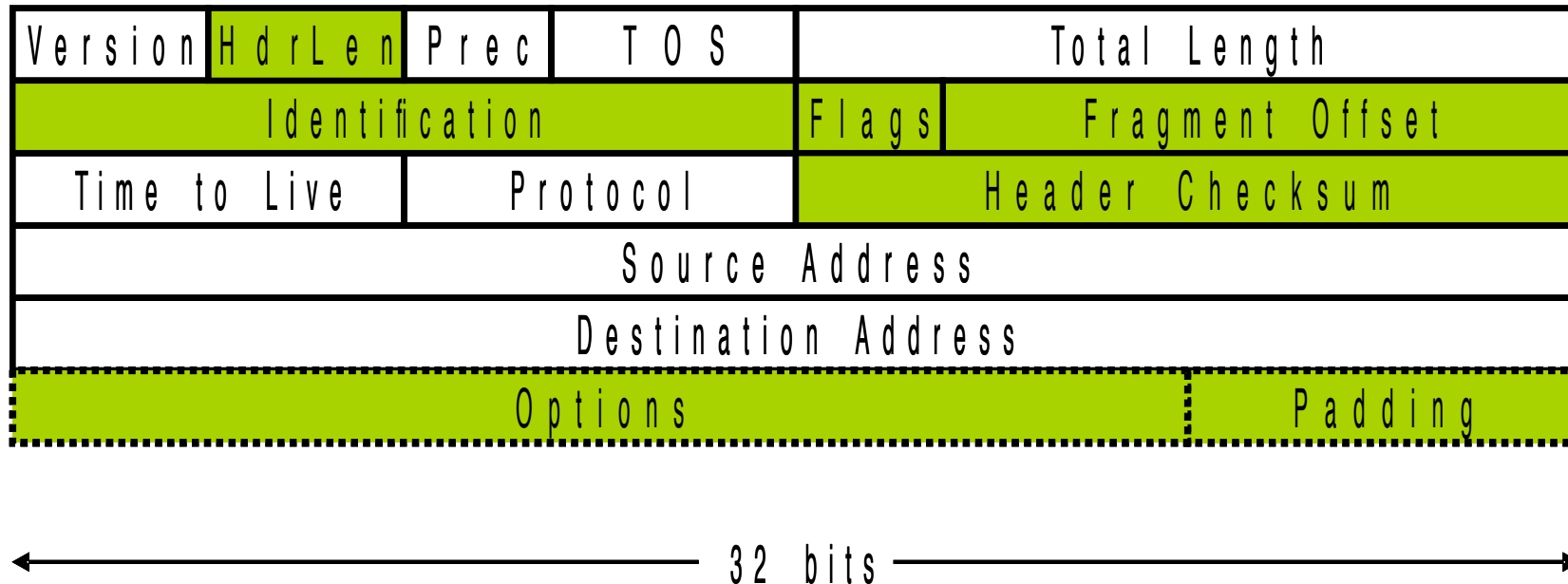


- Not used on the network; used within IPv6+IPv4 hosts to exchange packets from IPv4 clients with applications

IPv6 Header Format



Back to the IPv4 header

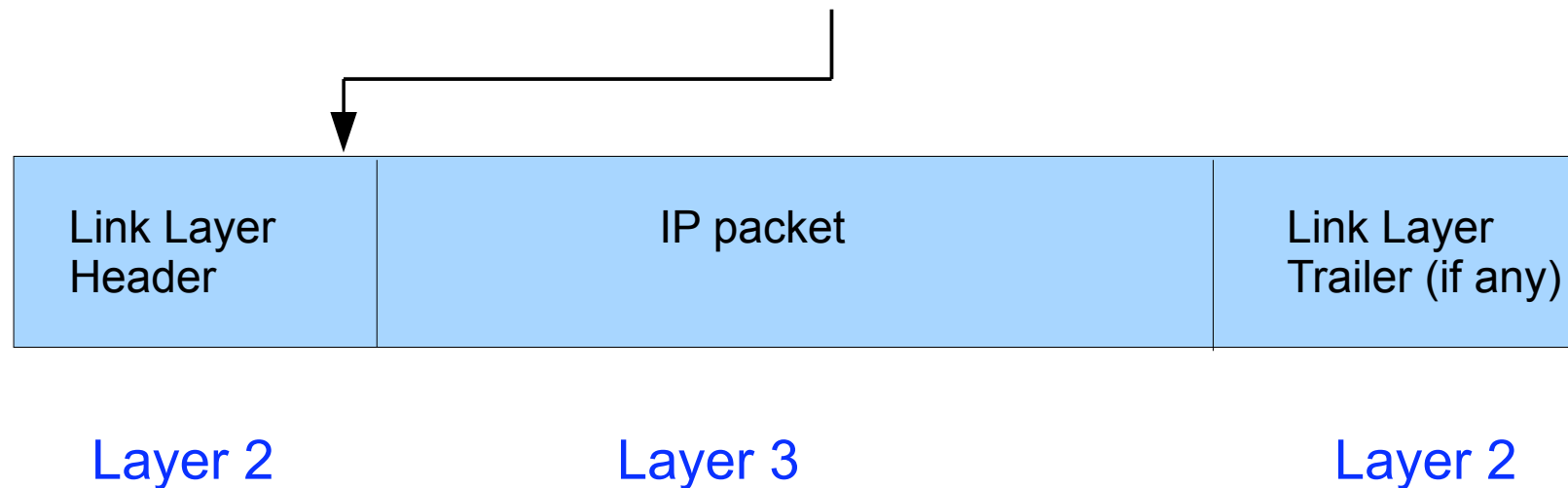


Green shaded parts have been dropped from IPv6.

credit: Steve Deering

Mapping to Layer 2

- The IP packet has to be sent inside a Layer 2 frame, such as an Ethernet frame.
- The exact way this is done depends on the type of Layer 2 link
 - e.g. using Ethertype 0x86DD on Ethernet



Explanation of IPv6 header

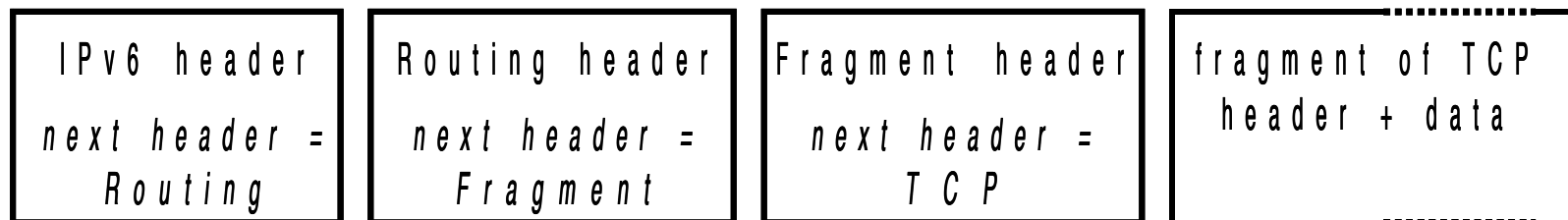
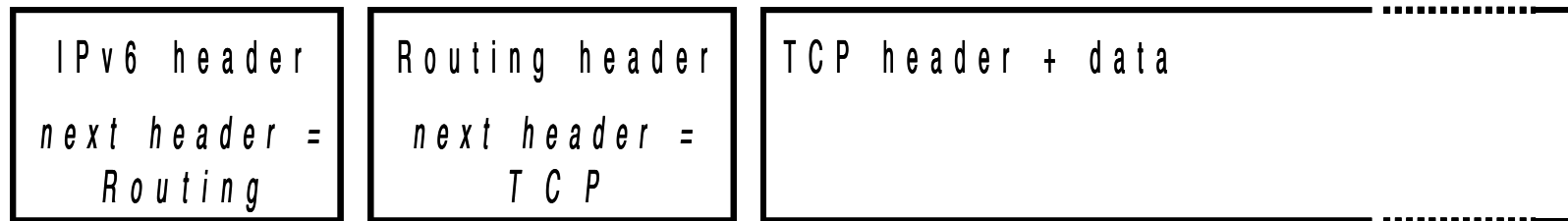
- Version: 6
- Traffic Class Field, identical to DS Field in IPv4
 - 8 bits used to manage quality of service
- Flow Label
 - 20 bits intended for flow-based quality of Service
- Payload length
 - not including header
- Next Header
 - explained below
- Hop Limit
 - Same as IPv4 TTL

Wrong in
Shay

Next Header value

- An IPv6 packet can start with a string of headers
 - If there's only the basic header described so far, “Next Header” contains a protocol number just like IPv4, saying that the payload is TCP, UDP, etc.
- Various *optional* additional headers are defined
 - Hop-by-hop options header
 - Destination options header
 - Routing headers (several types)
 - Fragment header
 - and others
- Each one includes a new “Next Header” value
 - The last one is always the payload protocol

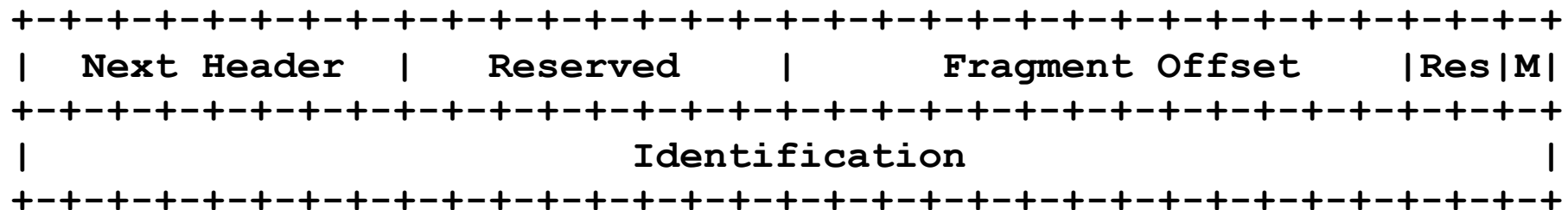
IPv6 Packets with Headers



credit: Steve Deering

Fragmentation

- IPv6 requires that every link in the Internet has an MTU of 1280 bytes or greater
 - Any link incapable of this must fragment *at link level*
- IPv6 fragmentation is *only* done by the sending host, never by routers
 - Sender must determine path MTU size
- Fragmentation header details based on IPv4 experience



- M=1 for more fragments, M=0 for last fragment
- Res=Reserved

ICMPv6 and DHCPv6

- We'll skip the details
- They are both similar to but different in detail from the IPv4 versions

Routing for IPv6

- RIP, OSPF, BGP4 come in IPv6 versions
 - no change in principle
 - known as RIPng, OSPFv6 and BGP4+

Getting an address without DHCP: IPv6 Stateless Auto-configuration

- Intended for "dentist's office" scenario (i.e. no manual configuration needed)
- Nodes start by acquiring a Link Local address using the FE80::/10 prefix
- Router issues Router Advertisements to provide a routeable prefix for new nodes
 - unique global address formed from that prefix
- Nodes then use Neighbor Discovery and Duplicate Address Detection procedures to find neighbours
 - ARP experience showed that broadcast is not a good approach (risk of "broadcast storms")
 - Therefore, IPv6 uses local multicast for ND

Auto-configuration functions

- Router Discovery
- Prefix Discovery
- Parameter Discovery
- Address Autoconfiguration
- Address Resolution
- Next-hop Determination
- Neighbour Unreachability Detection (NUD)
- Duplicate Address Detection (DAD)
- Redirect: router supplies better first-hop

Auto-configuration messages

- Router Solicitation*
- Router Advertisement*
- Neighbour Solicitation*
- Neighbour Advertisement*
- Redirect

All sent as ICMPv6 messages.

** May be sent to multicast addresses that don't "wake up" everybody, unlike ARP multicast*

Forming an address automatically

- Prefix (normally 64 bits)
 - Initially , FE80::/64 (link local)
 - Secondly, prefix received in Router Advertisement
- Interface Identifier (normally 64 bits)
 - Simplest: Ethernet address padded out to 64 bits
34 56 78 9A BC DE becomes
3**6**56:78**FF**:**FE**9A:BCDE
(16 bits inserted, and U/L bit inverted)
 - Privacy addresses: choose a pseudo-random value
 - Secure ND: a cryptographically generated value

DNS for IPv6

- A records carry 32-bit IPv4 addresses
- AAAA records carry 128-bit IPv6 addresses
- DNS queries for AAAA records can travel over IPv4 or IPv6
- A modern resolver returns both A and AAAA records

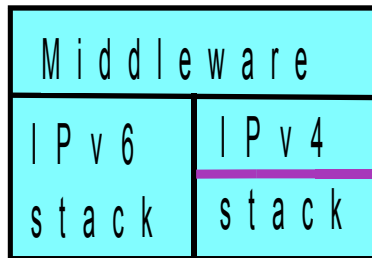
IPv4 and IPv6 coexistence

- The old and new versions will have to live together and work together for many years
- IPv6 can be carried over IPv4 in “tunnels”
 - IPv6 packets encapsulated in IPv4 packets
- Servers and ISPs will become “dual stack,” able to support IPv4 and IPv6 clients simultaneously
- Application proxies will be able to map IPv4 clients to IPv6 servers, or the opposite
- Direct translation of v4 to v6 at packet level doesn't work well

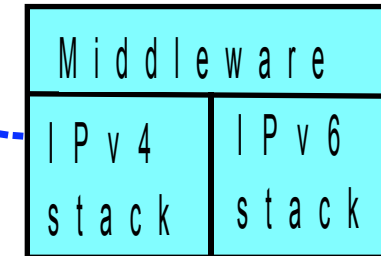
- - - - - direct
 - - - - - translated
 ——— IPv6 encapsulated in IPv4

Coexistence mechanisms
(simple version)

Dual Host



Dual Host



Application proxy

tunnel end-point

IPv4/IPv6 translator

tunnel end-point

IPv6 network

IPv4 network

New IPv6-only client or server

A tunnel means IPv6 packets wrapped inside IPv4 packets

References

- Shay 11.3
 - bugs:
 - "priority" and "flow label" out of date on page 562
 - ignore the "registry" bits in Fig.11.20 and page 568
 - IPv4-compatible format (Fig. 11.22(b)) is obsolete and the whole discussion of that figure is confused
- IPv6 Essentials by Silvia Hagen
- Lots of RFCs:
2460 (protocol), 4861+4862 (autoconfig), 4291 (addressing),
4294 (node requirements - lists many important RFCs), etc., etc.