


Publishing Online

Lecture 6 - COMPSCI1111/111G SS 2018



Today's lecture

- ▶ Blogs
- ▶ Wikis
- ▶ Social issues around online publishing

Blogs

- ▶ Short for **web log**, a website where posts are displayed in reverse chronological order (ie. newest posts first)
- ▶ Around 150 million blogs worldwide on a range of topics from personal to political

Blogs

- ▶ Different kinds of blogs: photo blog, video blog (vlog), audio blogs (podcasts)
- ▶ Online blogging platforms include Blogger, Wordpress, Silvrback



Blogs - advantages

- ▶ For the blogger:
 - ▶ Blogs generate revenue through advertising.
 - ▶ May provide opportunity to cross-over into mainstream media.
- ▶ For the reader:
 - ▶ Blogs can also be sources of news (eg. TMZ, Gizmodo)
 - ▶ Blogs gave people a voice during political unrest



Blogs - disadvantages

- ▶ Can provide too much information about yourself
 - ▶ Extremely difficult to erase any information that has been placed on the Internet because information is easily duplicated
- ▶ Blogs can contain incorrect information or personal opinion, so can be unreliable sources of information
- ▶ Some people use blogs or the comments section on blog posts to harass or insult other people

Microblogging

- ▶ A form of broadcast communication that is similar to blogging
- ▶ The key difference is that smaller portions of content are shared on microblogs
- ▶ Well-known microblogging platforms include:
 - ▶ Twitter
 - ▶ Tumblr
 - ▶ Pinterest
 - ▶ Instagram



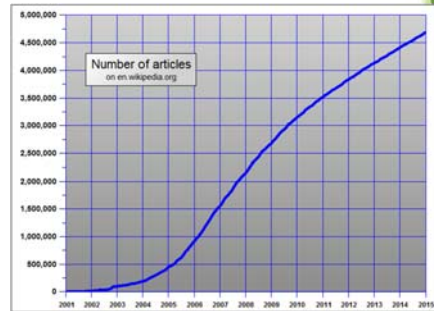
Wikis

- ▶ A set of public webpages that can be edited by anyone, which encourages collaboration
 - ▶ Can also have private wikis that can only be edited by authorised people
- ▶ Created by Ward Cunningham in 1995. Named after the 'wiki-wiki' shuttle buses in Hawaii ('wiki' means 'quick' in Hawaiian)
- ▶ Wiki pages are written in plain text, with wiki markup used to add formatting (italicise text, add links etc.)



Wikipedia

- ▶ Wikipedia is the best known wiki. Launched in 2001 by Jimmy Wales and Larry Sanger
- ▶ Today, it has over 5.3 million English articles with around 20,000 articles added each month
- ▶ Funded by grants and public donations
- ▶ Wikipedia runs on the MediaWiki software platform and is hosted on around 400 servers



Wikipedia

- ▶ Advantages:
 - ▶ Everyone can access and contribute to Wikipedia
 - ▶ Easy to use
 - ▶ Quick to develop material
 - ▶ Enormous amount of topics and information available
- ▶ Disadvantages:
 - ▶ No direct quality control
 - ▶ Bias in some articles
 - ▶ Information changes rapidly
 - ▶ Vandalism is a real problem



Wikipedia - vandalism

- ▶ Wikipedia has a number of automated and manual systems for addressing vandalism
- ▶ **Bots:** vandalism is automatically detected and reverted by a bot called ClueBot NG
- ▶ **Recent change patrol:** a group of people monitor the [Recent Changes](#) page to modify or remove vandalism
 - ▶ Can also modify or remove edits that don't meet Wikipedia's standards

Wikipedia - vandalism


- ▶ **Watchlists:** registered users can watch a page that they have created/edited or are interested in, allowing them to watch for vandalism
- ▶ **Reader-reported vandalism:** readers can address vandalism by:
 - ▶ Reverting to an older version of the page
 - ▶ Warning the vandal that their actions have been noted
 - ▶ Report the vandal to Wikipedia administration

Wikipedia's reliability

- ▶ 2005 study in Nature: experts analysed 42 articles, found the articles had the same error rate as Encyclopedia Britannica
 - ▶ A summary of other studies can be found on [Wikipedia](#)
- ▶ Generally, Wikipedia articles on academic topics are more accurate than articles on pop culture and politics
 - ▶ Maybe because these articles are more subjective or opinion-based?
- ▶ Wikipedia should be a starting point for research rather than a definitive source of information

Encyclopedia Britannica

- ▶ This popular printed encyclopedia now only exists [online](#)
- ▶ Articles have generally been checked for accuracy and correctness
 - ▶ Users can't directly edit the articles but can suggest changes
- ▶ Britannica runs a [Publishing Program](#), which allows people with expertise in their field to publish articles on Britannica



Other wikis

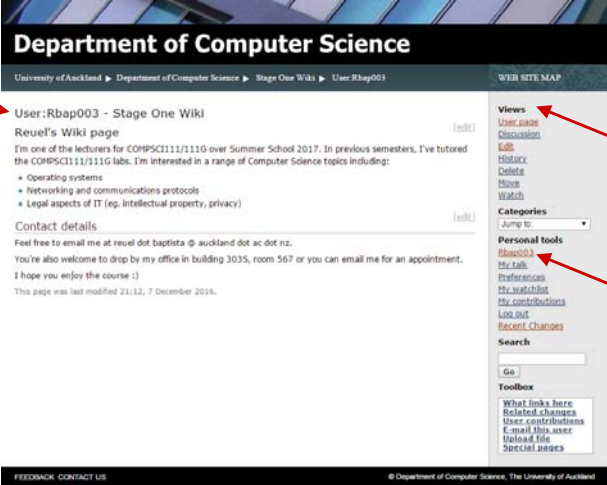
- ▶ WikiVoyage
 - ▶ Travel guide with entries for countries, cities, areas, sights
- ▶ Wikia
 - ▶ Collection of Wikis, anybody can create wiki on any topic
 - ▶ Focus on gaming and entertainment topics
 - ▶ ~10 million entries altogether
- ▶ WikiMapia
 - ▶ Combination of Google Maps and an extra layer of polygons that mark interesting areas, buildings etc.
 - ▶ ~13 million entries
- ▶ WikiHow
 - ▶ Extensive collection of how-to guides
 - ▶ Articles often include media such as photos and videos

Computer Science wiki

- ▶ The CS Department hosts a number of Wikis, which use the MediaWiki software
- ▶ Anyone can read the wiki but only CS students can edit the wiki when the log in
- ▶ You'll get to contribute to the [Stage One Wiki](#) in the labs

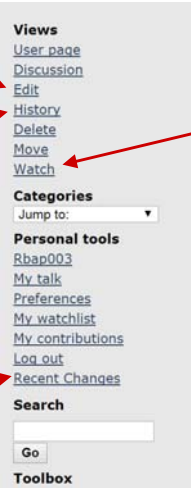


Computer Science wiki



The screenshot shows a wiki page titled "Department of Computer Science" with the sub-header "User:Rbap003 - Stage One Wiki". The main content area contains a paragraph about the user's role as a lecturer. On the right side, there is a "Views" sidebar with links for "User page", "Discussion", "Edit", "History", "Delete", "Move", and "Watch". Below this is a "Categories" section with a "Jump to:" dropdown. Further down is a "Personal tools" section with links for "Rbap003", "My talk", "Preferences", "My watchlist", "My contributions", "Log out", and "Recent Changes". At the bottom of the sidebar is a "Search" box with a "Go" button. Red arrows point from text labels to these elements: "Content" points to the main text, "Navigation bar" points to the "Views" sidebar, and "Link to my user page" points to the "Rbap003" link in the "Personal tools" section.

Navigation bar



This image is a close-up of the navigation bar from the screenshot above. It shows the "Views" section with links for "User page", "Discussion", "Edit", "History", "Delete", "Move", and "Watch". Below this is the "Categories" section with a "Jump to:" dropdown. The "Personal tools" section includes links for "Rbap003", "My talk", "Preferences", "My watchlist", "My contributions", "Log out", and "Recent Changes". At the bottom is a "Search" box with a "Go" button and a "Toolbox" label. Red arrows point from text labels to specific links: "Edit the current page" points to "Edit", "View the page's edit history" points to "History", "Add page to your watchlist" points to "Watch", and "View recent changes in the wiki" points to "Recent Changes".

Wiki markup

- ▶ A special language used to format wiki pages
- ▶ Some wikis accept wiki markup and HTML tags (which we'll see later in the course)
- ▶ Chapter 4 of the [online reference manual](#) contains a helpful guide to wiki markup

Wiki markup - paragraphs

- ▶ A new line is ignored while a blank line creates a new paragraph

Lorem ipsum dolor sit amet, consectetur adipiscing elit. Pellentesque condimentum. Maecenas scelerisque, risus id bibendum tempor, mi nisi viverra sapien.

Donec consectetur blandit semper. Class aptent taciti sociosqu ad litora torquent per conubia nostra, per inceptos himenaeos. Vivamus varius rutrum sapien.

Lorem ipsum dolor sit amet, consectetur adipiscing elit. Pellentesque condimentum. Maecenas scelerisque, risus id bibendum tempor, mi nisi viverra sapien.

Donec consectetur blandit semper. Class aptent taciti sociosqu ad litora torquent per conubia nostra, per inceptos himenaeos. Vivamus varius rutrum sapien.

Wiki markup - headings

- ▶ Four levels of headings:
=Main heading=
==Section heading==
===Subsection heading===
====Sub-subsection heading====

Main heading This is some text	Contents [hide] 1 Main heading 1.1 Section heading 1.1.1 Subsection heading 1.1.1.1 Sub-subsection heading
Section heading This is some text	
Subsection heading This is some text	
Sub-subsection heading This is some text	

Wiki markup - formatting

- ▶ Emphasis
''Emphasised Text''
- ▶ Strong
'''Strong text'''
- ▶ Very Strong
''''Emphasised and strong''''

<i>Emphasised Text</i>
Strong text
<i>Emphasised and strong</i>
''Emphasised Text''
'''Strong text'''
''''Emphasised and strong''''

Wiki markup - links

- ▶ Two kinds of links:
 - ▶ Internal links: used to link to other pages in the wiki
 - ▶ External links: used to link to other webpages

- ▶ Internal link:

- ▶ [[name of page]]
- ▶ [[User:Dazh001]]

Another CompSci111 lecturer is: User:Dazh001
Another CompSci111 lecturer is: [[User:Dazh001]]

- ▶ External link:

- ▶ URL
<http://www.auckland.ac.nz>

I attend http://www.auckland.ac.nz
I attend http://www.auckland.ac.nz

Wiki markup - links

- ▶ You can add labels to links so they they're easier for readers to understand
- ▶ Internal links:
 - ▶ [[name of page | label]]
 - ▶ [[User:Dazh001 | Damir]]

Another CompSci111 lecturer is Damir .
Another CompSci111 lecturer is [[User:Dazh001 Damir]] .

Wiki markup - links

▶ External links

- ▶ [URL label]
[http://www.auckland.ac.nz UoA]

```
I attend the UoA.  
I attend the [http://www.auckland.ac.nz UoA].
```

- ▶ Note only one pair of square brackets and a space instead of a bar character

Wiki markup - lists

▶ Two kinds of lists

▶ Unordered lists:

- ▶ Uses the * character in front of each list item
- ▶ Use multiple * to create sub-lists

```
■ Apples  
  ■ Granny smith  
  ■ Royal gala  
■ Oranges  
■ Pears  
  
*Apples  
**Granny smith  
**Royal gala  
*Oranges  
*Pears
```

Wiki markup - lists

▶ Ordered lists:

- ▶ Uses the # character in front of each list item
- ▶ Use multiple # to create sub-lists

```
1. Act One  
  1. First scene  
  2. Second scene  
2. Act Two  
3. Act Three  
  
#Act One  
##First scene  
##Second scene  
#Act Two  
#Act Three
```

Exercises

- ▶ What kinds of Wikipedia articles are more likely to be accurate?
 - ▶ Academic topics
- ▶ What is the key difference between blogs and micro-blogs?
 - ▶ Micro-blogs are designed for sharing smaller pieces of content

Exercises

- ▶ What would the following wiki markup look like when viewed in a web browser?

```
The Summer School lecturers are:  
#[[User:dazh001 | Damir]]  
#Reuel  
##He doesn't have a user page!  
#[http://www.citr.auckland.ac.nz/~angela/ Angela]
```

```
The Summer School lecturers are:  
1. Damir  
2. Reuel  
   1. He doesn't have a user page!  
3. Angela
```

```
The Summer School lecturers are:  
#[[User:dazh001 | Damir]]  
#Reuel  
##He doesn't have a user page!  
#[http://www.citr.auckland.ac.nz/~angela/ Angela]
```

Summary

- ▶ Blogs
 - ▶ Overview, uses
 - ▶ Advantages and disadvantages
- ▶ Wikis
 - ▶ An overview of Wikipedia
 - ▶ Wiki markup: paragraphs, headings, formatting, links, lists