

# COMPSCI 111 / 111G

*Mastering Cyberspace:  
An introduction to practical computing*

## Publishing online

- Blogs, Wikis

# Publishing online

## Information is available to the public

- Target audience
- Content
- Presentation

## Privacy

- Respect other people's rights
- Concern with your own safety

# Blog

## Web log

- Website
- Posts are made in chronological order
- Very easy to use

## Uses

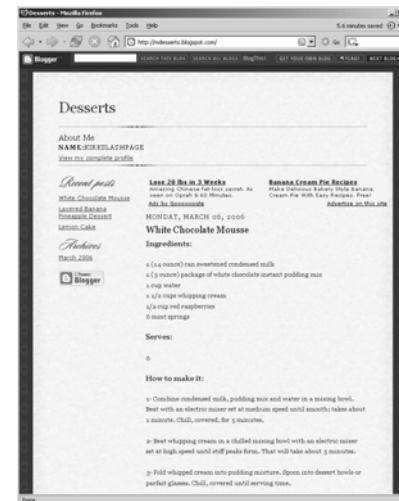
- Online Diary
- Commentary
- Political, Cultural, Personal, Technical

## Terminology

- Blogger - person that posts entries to a blog
- Blogging - writing posts to a blog

<http://en.wikipedia.org/wiki/Blog>

# Examples



# Social Issues

---

## Political movements

- During war on Iraq
- Many viewpoints
- Editorial style

## Advantages

- Gives people a voice

## Dangers

- Providing too much information
- Children inviting wrong kind of attention

# Wiki

---

Created by Ward Cunningham in 1995 to discuss design patterns

## Description

- Simplest online database that could possibly work
- A content pool that can be easily edited

## Anyone with appropriate access can edit any page

- Easy to use
- Easy to edit

## Web pages that anyone can edit

## Wikipedia launched 2001 – now worlds biggest wiki

- <http://en.wikipedia.org>

<http://en.wikipedia.org/wiki/Wiki>

# Advantages and Disadvantages

---

## Advantages

- Creates a central pool of content
- Everyone can contribute
- Easy to use
- Quick to develop material

## Disadvantages

- No quality control
- Anyone can contribute
- Information changes rapidly
- Vandalism a possibility

# Making wikis work

---

## Contributing

- Everyone takes responsibility
- Everyone adds content
- Contribute in different ways

## Self-moderating

- Cooperate
- Maintain high quality

## Tools

- History
- Recent changes
- Reverting to a previous version
- Delete content

# Can you trust wiki information?

No

Yes

Maybe

# Media is never objective



# Media "accuracy"

Analysis of polls conducted in US June 03 - Sept 03.

- 48% - evidence of links between Iraq and al Qaeda had been found
- 22% - weapons of mass destruction had been found in Iraq
- 25% - world public opinion favoured the US going to war with Iraq

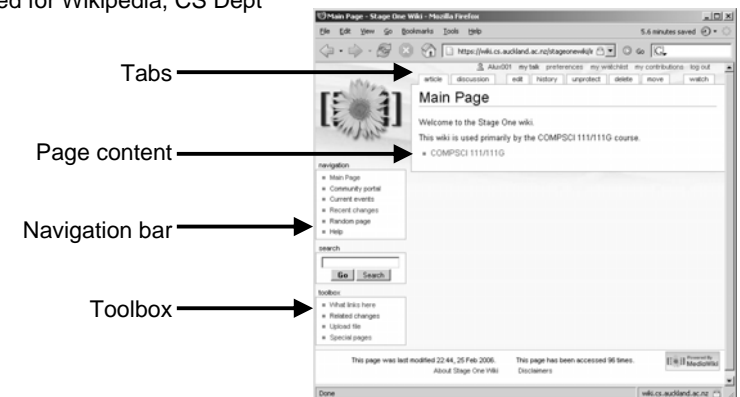
Misconceptions (of 3 listed)	FOX	CBS	ABC	NBS	CNN	Print	PBS
None	20%	30%	39%	45%	45%	53%	77%
1 or more	80%	71%	61%	55%	55%	47%	23%

[http://www.pipa.org/OnlineReports/Iraq/IraqMedia\\_Oct03/IraqMedia\\_Oct03\\_pr.pdf](http://www.pipa.org/OnlineReports/Iraq/IraqMedia_Oct03/IraqMedia_Oct03_pr.pdf)

# MediaWiki

## Free Wiki software

- Appealing interface
- Simple security model
- Used for Wikipedia, CS Dept



# Stage one wiki

## Set up for COMPSCI 111 / 111G

- Anyone can read the wiki
- Must log in before editing
- Main pages are protected

## Purpose

- Students can collaborate
- Create / compile resources for the COMPSCI 111 course
- Tool for the COMPSCI 111 community

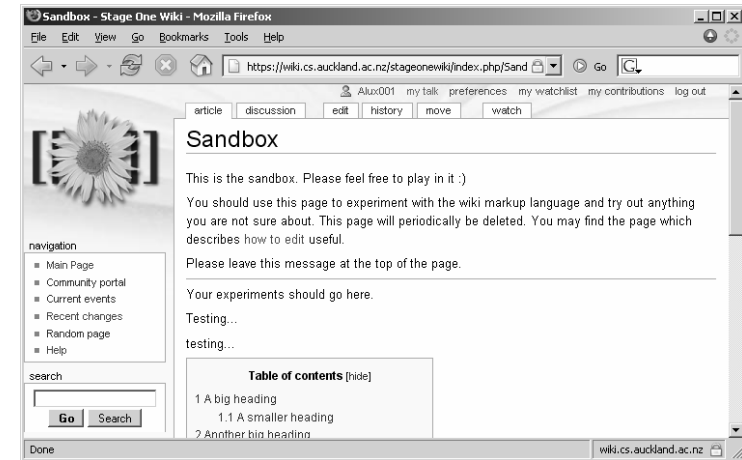
## Use

- Encouraged to contribute
- Not required to contribute (after Lab 02)

# Sandbox

## An area to experiment and play

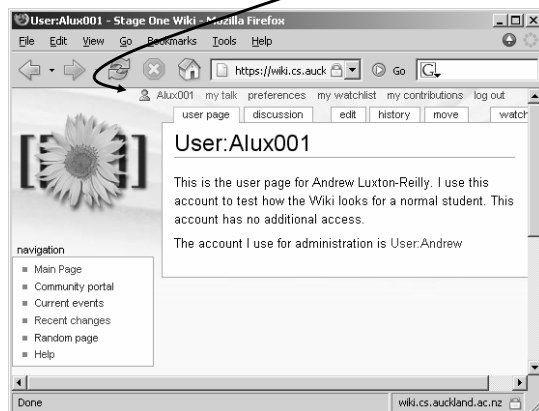
- Can test out things in the Sandbox



# User page

## A page is set aside for each user

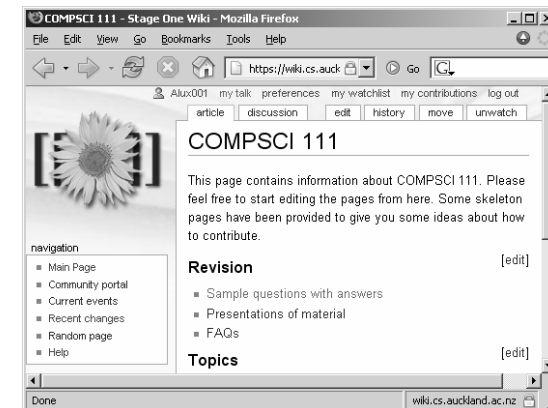
- Click on user name to access the user page
- Same as any other page in the wiki



# Articles

## Main content of the wiki

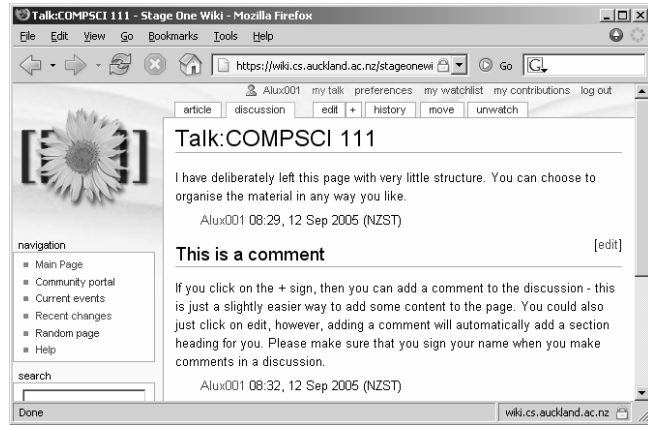
- A single page is an article about a topic



# Discussion page

Each page in the wiki has an associated “talk” page

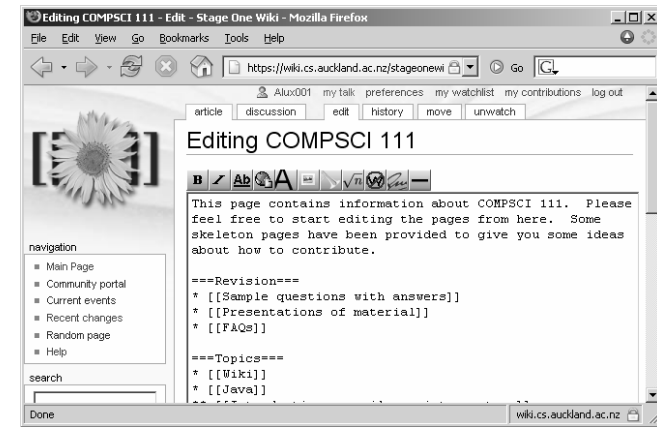
- Allows users to discuss content of a page
- Can write comments, ask questions etc. without disrupting article



# Editing a page

Simply click the edit button and start making changes.

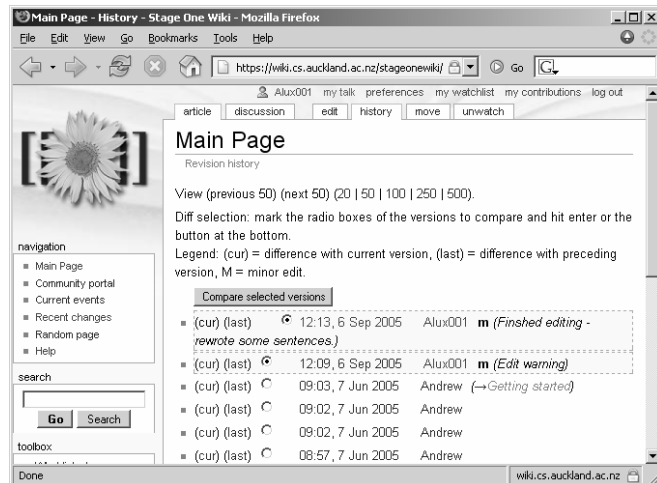
- Always preview and read the page before you save changes



# Tools: History of a page

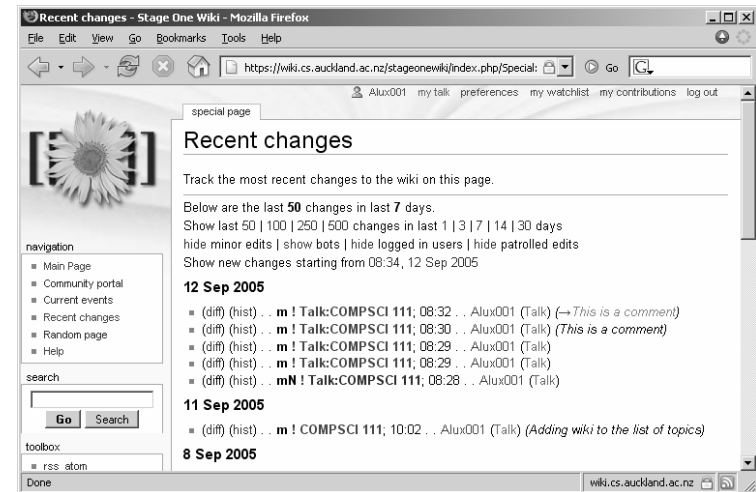
Use this to compare different versions

- Easy to see what has been added/removed/changed



# Tools: Recent Changes

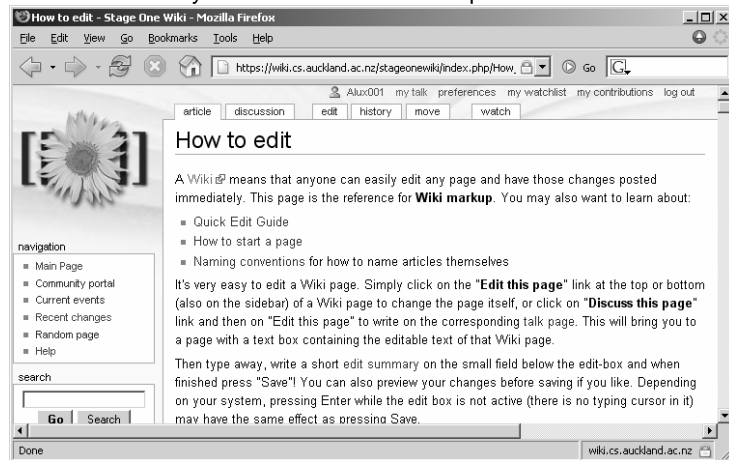
A list of all the recent changes made to the wiki



# Markup

Wikis use their own markup language, sometimes called wikimark

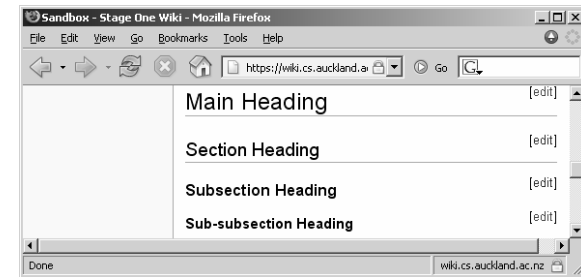
- Also accept some HTML markup
- Different wiki systems use different markup



# Headings

Four different levels of heading

= Main heading=  
== Section Heading ==  
=== Subsection heading ===  
==== Sub-subsection heading ====



# Paragraphs

A single line break is ignored

A blank line starts a new paragraph

This is the sandbox.  
Please feel free to play in it :)

You should use this page  
to experiment with the wiki  
markup language and try out



# Character Styles

Emphasis

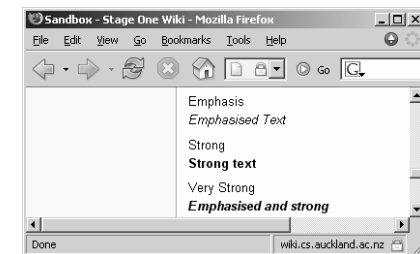
*'Emphasised Text'*

Strong

**'''Strong text'''**

Very Strong

**''''Emphasised and strong''''**



# Inserting a link to author

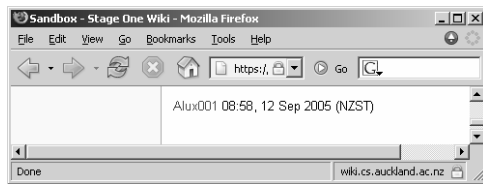
## Using three tilde characters inserts the username

~~~



## Using four tilde characters inserts the username and time/date

~~~~



# Links

## Adding an internal link (to another wiki page)

[[Name of Page]]

## Adding an external link (to a page outside the wiki)

<http://www.cs.auckland.ac.nz>

## Adding an external link (to a page outside the wiki), but displaying text for the link

[<http://www.cs.auckland.ac.nz> CS Dept]

# Lists

## Ordered List

```
#item  
#item
```

## Unordered List

```
*item  
*item
```

## Definition List

```
: term ; definition  
: term ; definition
```